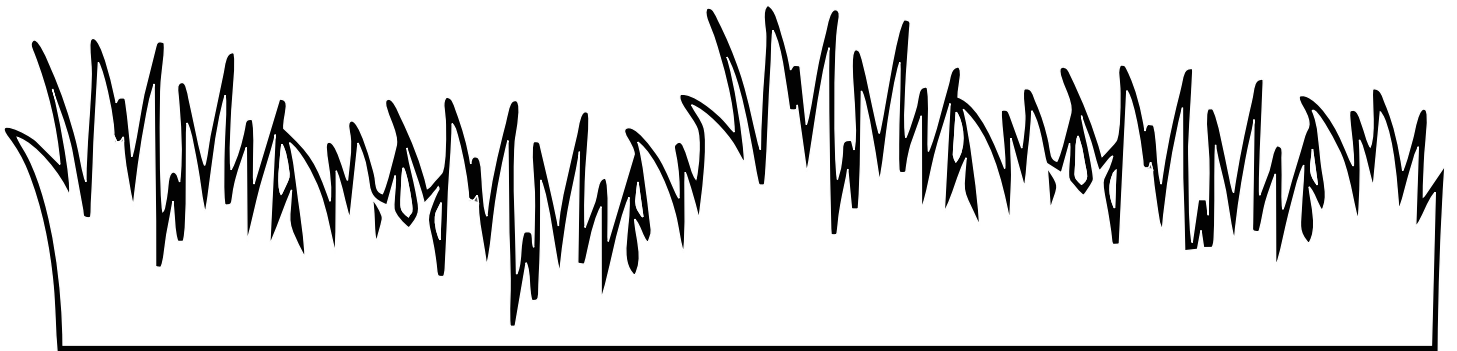






Student Name: _____ Date: _____

Colour the letter 'g' and grass green.

'g' is for green grass.



Trace the letter 'g'.






Student Name: _____ Date: _____

Paste the cotton balls on goose.

'g' is for goose.

g



Trace the letter 'g'.






Student Name: _____ Date: _____

Paste the green circles to make bunch of grapes.

'g' is for grapes:



g

Trace the letter 'g'.



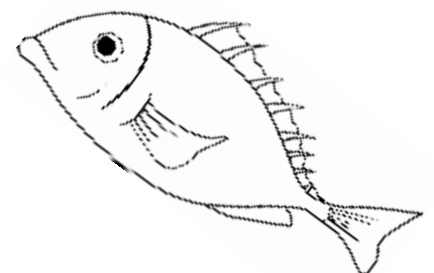


Student Name: _____ Date: _____

Colour the picture that start with letter 'g'.




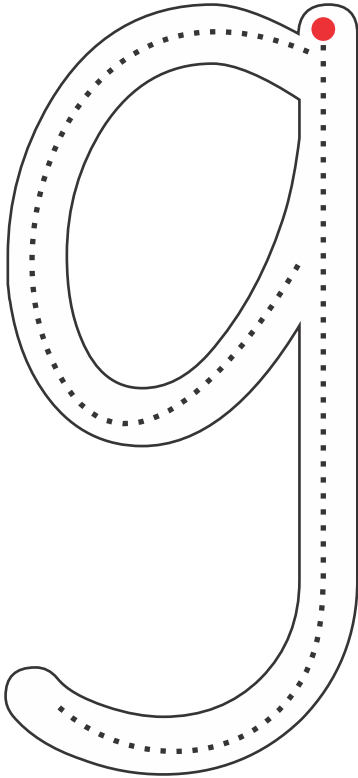
g





Student Name: _____ Date: _____

Colour the goat and trace the letter 'g'



Tracing practice area with three rows of horizontal lines. Each row contains four dotted lowercase 'g' characters for tracing, each with a red dot at the top for the starting point.